

Southwest Idaho Woodturners Association

The Treasure Valley Woodturner's club
Meets monthly on the 2nd Tuesday at 6:30 PM
At the Woodcraft store in Boise ID.

7005 W. Overland Rd
Boise ID.



<http://www.swiwt.org>

Sept. 2019

Club Officers

President:	Aaron Cornell
Vice President:	Scott Taylor
Secretary:	Tom Turco
Treasurer:	Tom Turco
Librarian:	Liz Meyer & Marlise Schmidt
Directory:	Marcia Miller
Newsletter:	Ellis & Marcia Miller
Advisory Board:	Marsha Baker Sid Bright Gary Smith

Contents

Demonstration:	Page #
	2
Show and Tell	3-7
Break Time	8
New Members	9
Bowl Exchange	10
Happy Raffle Winners	11-12
Club Business	13-14
Monte's Visit	15

The perfect storm

During the meeting I take still pictures and I record the whole meeting with a video camera. The video camera is like taking notes, and I use it later for the audio. A few years ago I bought a flash attachment for the digital camera. The flash mounts on the front of the lens with a ring of lights around the lens. I have a lot of control with the flash. I can remove it to position it above, below, or to the side of what I am shooting. I can vary the light intensity up or down. The first pictures I tried to shoot, the flash was not working. I was forced to use the in-camera flash.

When Aaron started the meeting, I realized that I hadn't set up the video camera. I took it out of the case, turned it on, and then positioned it to record the meeting. In my rush, I forgot to push the record button. So, no meeting notes for me.



Aaron, Scott and Tom decided to look at all of the training videos on the AAW website. They picked two videos to show the club. This is to make the club members more aware of what the AAW provides on it's website, <https://www.woodturner.org/>

Go to the AAW website, and you will see several drop down tabs. You will find articles and/or videos on any turning subject you are interested in.

Did you read an article in the past about something you wanted to turn? Go to the website and open the drop down tab for "read". You will find listings for "American Woodturner", "Woodturning Fundamentals," and the "Keep Turning Newsletter".

Look in the other drop down tabs for other information.

Show and Tell

We had some brown bag's left over from the picnic. Connis Wilson brought a charcuterie board and a bowl from a board. There are finger holding grooves routed out on each end. The charcuterie board is used to serve meats. Charcuterie is the branch of cooking devoted to prepared meat products, such as bacon, ham, sausage, terrines, galantines, ballotines, pâtés, and confit, primarily from pork. (Thank you Google)




Charcuterie Board



Bowl from a board

Connis used Walnut, Willow, Honey Locust, and what he believes to be Brazilian Cherry. The two projects were given to Aaron as his brown bag exchange.

Joe Keddie made the items pictured below for the brown bag challenge. They were made with Walnut and Brazilian Cherry, with a lacquer finish. The lucky recipient is Connis Wilson.



Wayne Rexford showed us how he uses a small belt from a belt sander. He cuts a wood block slightly smaller than the inside of the belt, and the same width as the belt. He then fits a wedge under the belt to tighten it. The results: a great sanding block with a flat surface. You can make several and have different grits of sanding papers.



Libby Bagley brought in this Box Elder bowl. The bowl is a work in progress. There is no finish on the bowl.



Close up of the textured ring.



Sid Bright made this segmented pendant. He used Olive Wood, Black Walnut and Maple. He used Poly to finish the pendant.



John Sackuvich brought in this interesting bowl. Remember my perfect storm; no notes. The only information about this bowl on John's card is "BOM?" "B, IDK".

Boy, I Don't Know!



Joe Keddie brought in this whiskey glass with a Walnut sleeve. The finish is clear lacquer. In the picture on the right, Joe pointed out where the finish has chipped off due to the whiskey dripping down the sides of the glass. Joe asked if anyone knew what finish would work. There were several volunteers for testers, depending on what whiskey Joe furnished.

Darrel Bridges brought in this cutting board, cheese cutter and serving plate. He used Walnut and Maple.

Notice, the front and back of the cutting board in the top two pictures.




Break Time



Marcia made S'mores for the treat. When Marcia found this recipe, she thought it would be simple. Just warm some milk chocolate in a pan. While it is warming, break a lot of graham crackers in half. When the chocolate is warm enough, spread chocolate on one half of the graham cracker and put it on the sheet pan. Put nine mini marshmallow's on end, covering the cracker. Take the other half of the graham cracker and cover it with chocolate, putting it on top of the marshmallow's. Repeat, 90 times. Not so simple. However, the reviews were great.

New Members



Milan Chuckovich

Bowl Exchange







Jim Holmes brought in this Redwood bowl finished with Tung oil. Jim handed the bowl to the winner. I took the lower picture, but the winner moved out of the frame just as I took it. I did take another picture, but flash failure resulted in a very dark picture. I was not able to identify him. The winner is on the left side, with a slight profile of his face.


Jim donated all of the Redwood blanks in the raffle for the club.



Happy Raffle Winners







Club Business

Aaron reminded us that the elections for club officers is coming up. If anyone is interested in running, submit your name to the board, or have someone nominate you at the next meeting.

Scott Taylor is not going to be able to run for Vice President next year. Scott has been a valuable member of the board; he will be missed.

Aaron has been signing up demonstrators for the 2019 Woodworking EXPO, Saturday, 9-28, 8 AM - 5 PM. See page 14 for additional information.

Marcia is still trying to get everyone's picture in the directory on our website. Please sign in and make sure your picture is included. If you need a picture taken, see me at the next meeting. You could also e-mail me a picture and we will get it into the directory.



Announcing our 2019 Woodworking Expo Demo Line Up!
This year, each demo will take place at each vendors booth AND you will have the option of choosing between 2 different demos at each time slot!

We are so excited for you guys to see these amazing demos
and to meet the great local makers putting them on.

2019 Expo Demos (Option #1)

all demos are happening at the vendors booths!

- 8:15 Jet/Powermatic w/ Kevin from BigAshBowls (Square Bowl)
- 8:30 Kreg - Adaptive Cutting System w/ Brandi of EternalHarvestDecor (Entry Table Build)
- 8:45 Epoxy @ Woodcraft w/ Jess of CrowCreekDesigns (Casting Epoxy for Woodturning)
- 9:15 General Finishes w/ Jeff of ShopDogWoodworking (Basic Staining)
- 9:30 Microjig w/ Rob of WidowMakerWoodworks (Grr-Ripper)
- 9:45 Carl Jacobsen of Woodshop.tv
- 10:15 Jet/Powermatic w/ Kevin from BigAshBowls (Bowl Design & Aesthetics)
- 10:30 Kreg - Foreman Pocket Hole Machine w/ Brandi of EternalHarvestDecor (Entry Table Build)
- 10:45 Epoxy @ Woodcraft w/ Jess of CrowCreekDesigns (Ocean Serving Tray)
- 11:15 Festool w/ Josh of ModernTimber
- 11:30 Jet/Powermatic w/ Kevin from BigAshBowls (Epoxy Resin Bowl)
- 11:45 Carl Jacobsen of Woodshop.tv (One on One Turning Class)
- 12:15 SawStop (My Table is Square...ish: Table Alignment)
- 12:30 Laguna (Planing Wood with Supermax)
- 1:00 Epoxy @ Woodcraft w/ Jess of CrowCreekDesigns (Tips & Tricks for Resin River Table Pours)
- 1:30 Microjig w/ Rob of WidowMakerWoodworks (Zero Play Guide Bar System)
- 1:45 General Finishes w/ Jeff of ShopDogWoodworking (Choosing a Clear Finish)
- 2:00 Carl Jacobsen of Woodshop.tv
- 2:30 Jet/Powermatic w/ Kevin from BigAshBowls (Bowl Turning)
- 2:45 Kreg - K5 Pocket Hole Jig w/ Brandi of EternalHarvestDecor (Entry Table Build)
- 3:00 Epoxy @ Woodcraft w/ Jess of CrowCreekDesigns (Ocean Serving Tray)
- 3:30 Carl Jacobsen of Woodshop.tv (One on One Turning Class)
- 3:45 SawStop (I Only Go 46 to 89: Limit Stops and Dust Collection)

Monte's Visit



Monte talked about the upcoming EXPO. The EARLY BIRD SPECIAL from 8 AM - 9 AM is an extra 5% off, 10% off power tools, and 15% off everything else. There are some items excluded from the sale prices. Ask someone to see what tools are excluded.

Monte is carrying a new wood filler; Goodfilla in a bag. Easy Wood Tools has a wire burning kit. Saw Dust Bros. has a new bird house kit.

