

# Southwest Idaho Woodturners Association

The Treasure Valley Woodturner's club  
Meets monthly on the 2nd Tuesday at 6:30 PM  
At the Woodcraft store in Boise ID.  
7005 W. Overland Rd  
Boise ID.



<http://www.swiwt.org>

May 2022

## Club Officers

**President:** Susan McCoy  
**Vice President:** Scott Taylor  
**Sec/Treasurer:** Tom Turco  
**Advisory Board Members:**  
Annette Cavalieri  
Connis Wilson  
Sid Bright  
Pat White  
Ralph Cavalieri

## Contents

**Welcome Back Susan!!!**  
**Video Demonstration**  
**Show and Tell**

# Demonstration



Fundamentals of Sharpening featuring Bonnie Klein, Alan Lacer, John Jordan, and B. Johnston. (TRT 1:30:05)

For the demonstration we viewed the first 45 minutes of  
Sharpening Basics from America Association of Woodturners  
We watched the sessions by Bonnie Klein and John Jordan  
Next time we will watch Alan Lancer and B. Johnston

Show and Tell



Bowl from a board by Sid Bright  
Acrylic and Catalpa finished in  
Lacquer



Bowl by Jim Morris from free  
wood given out during last  
meeting



Jim Morris brought in this root blank that he had been working on for advice on how to turn it.

Susan shared with the group that she has fought with root blanks over the years because the blank is not evenly weighted. She stated that you need to put it between centers and see if the weight pulls the unit downward. Keep changing the center until the unit does not move down. That means that the weight is balanced.

You can see the branch in the bottom of the unit. That branch weighs more than the wood around it and if you put it between centers the weight of the branch will cause the unit to rotate toward the bottom. Keep working with it until that does not happen. You can then turn the item and it will stay in balance.



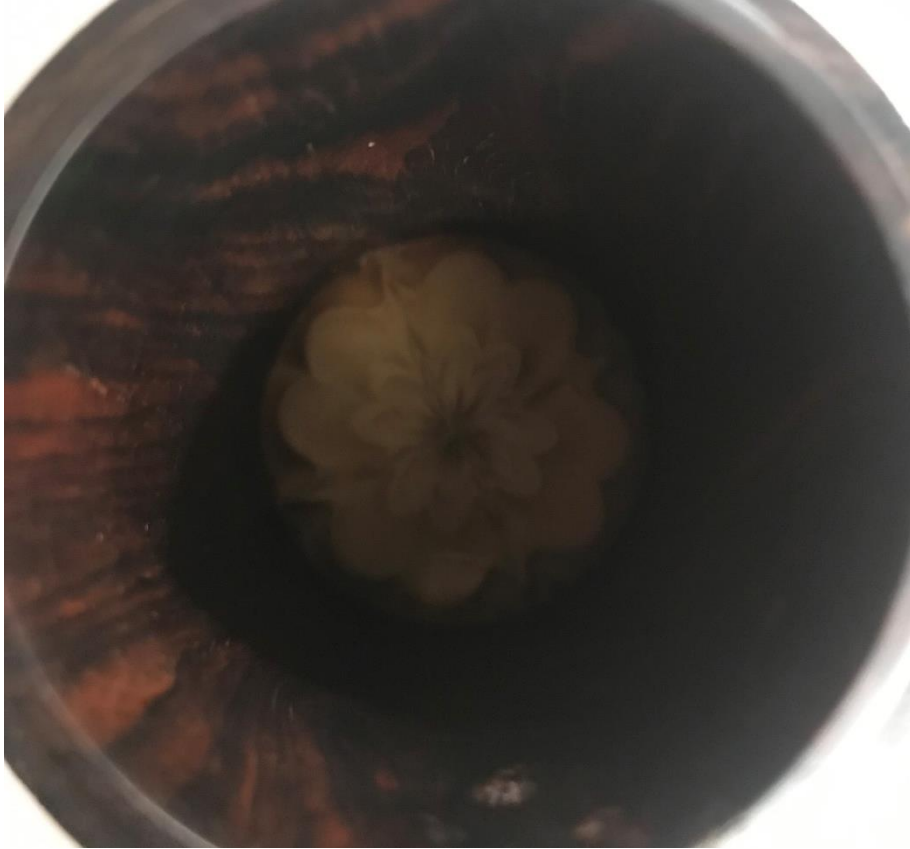
Dan Oliphant is in a woodturning group that traded turned items. He traded two of his hollow forms for these two boxes. The boxes were made by Wes Pilley on his Rose Engine Lathe

[https://en.wikipedia.org/wiki/Rose\\_engine\\_lathe](https://en.wikipedia.org/wiki/Rose_engine_lathe)

What follows are detail photos of the two boxes



Inside of lid



Poor photo of bottom of tall box.  
There is a Flower in the bottom.

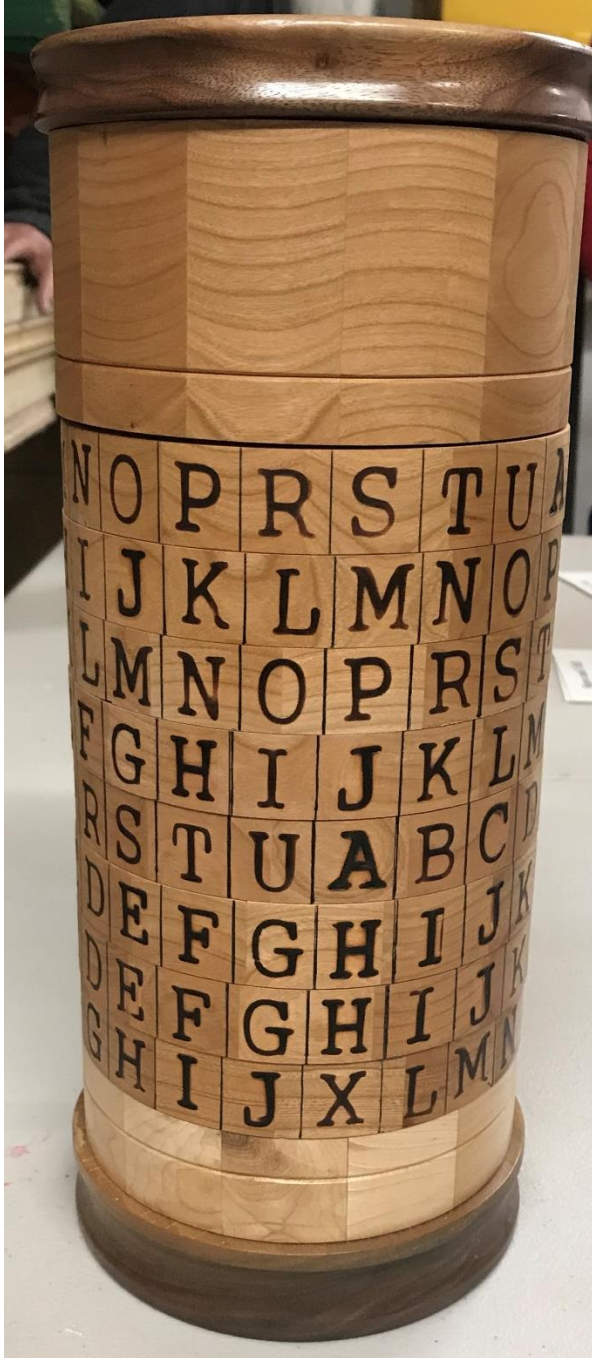


Outside detail of tall box



Goblet with a Twist by Bruce Johnstone. Maple and Walnut finished with Epoxy.

Bruce found a BBQ rotisserie motor that he uses to turn the items after he has put the epoxy on it. This way it keeps moving and the epoxy does not run. Before this he had to physically turn the item by hand.



Wine Bottle Cryptex by Bruce Johnstone  
Maple and Walnut with Shellac finish. The  
keeper is tall enough to store a bottle of wine  
and the code to opening the keeper is a type  
of wine.

Bruce used a template and his soldering iron  
to burn the letters on the elements. He had  
to pay particular attention to making sure he  
had the right letters code.

Below is the internal code mechanism.







No break we just powered through to the end of the meeting




No Raffle this Month



Nothing from Monte this month.



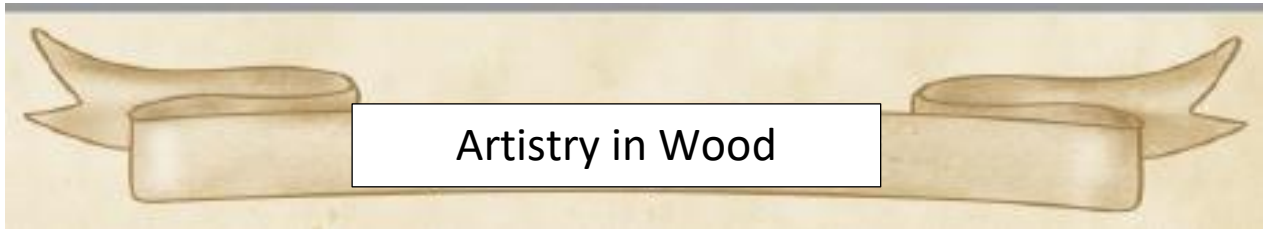
Here are photos of two of the members that joined in April



Jim Morris



Bob Smiley



Scott reported that 1088 people attended the event and that the wood turners submitted 104 pieces. They have already set the event for next year.

## Wig Stand Project



Susan has made contact with a group that is very excited about our group providing wig stands. They can use all that we can make for them at this point. The picture below is Susan giving these two stands to the group. Details for how to make are in Attachment B to this newsletter

