

Southwest Idaho Woodturners Association

The Treasure Valley Woodturner's club
Meets monthly on the 2nd Tuesday at 6:30 PM
At the Woodcraft store in Boise ID.
7005 W. Overland Rd
Boise ID.



<http://www.swiwt.org>

March 2023

Club Officers

President: Scott Taylor
Vice President: Sid Bright
Sec/Treasurer: Tom Turco
Advisory Board Members:
Annette Cavalieri
Connis Wilson
Pat White
Ralph Cavalieri

Contents

Demonstration
Show and Tell
Idaho Artistry In Wood
Wig Stand Project

Demonstration




Steve Kiser Piercing demonstration

Caution: Always wear an N-95 mask or respirator when carving gourds. Gourds have a mold that gets into the lungs and causes a disease called "gourder's lung."



This is the type of unit he uses with a foot peddle to control the operation






Size of bit he uses and the brand that he recommends



Two types of Gourds that he grows. The one on the right is a bell gourd. The process to get the gourd ready is lengthy with multiple steps.

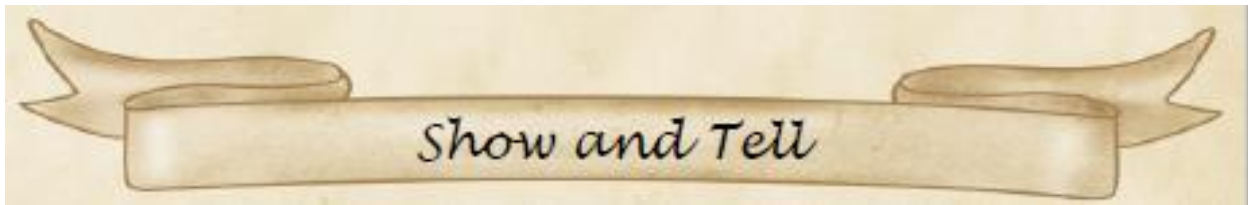


His tool bit selection that he uses to work on the gourds.

On Right it the unit he uses to pierce and carve the gourds.



Thank you, Steve for showing us the details of piercing and for sharing the wonderful world of gourds.



Popular Bowl
with clear paste
finish by Ron
Huff



Finger bowls from Sycamore
finished in polyurethane by Bill
Johnson



Petrified Wood pens with natural finish by Paul
Christianson. Must be sanded down cannot use turning
tools and he developed a special lathe to turn them on.



Connis Wilson Maple
Mushrooms with no finish .



Cedar Snowmen by Ron Huff
finished with Polyurethane and
Paint.



Resin cup by Ron Huff.



Acrylic pedestal by Tom
Horner



Free forms by Connis Wilson from wet wood



Vase with flowers -Cedar/Black Walnut and Plywood. Finished with Polyurethane by Ron Huff



Art Bowl and ball with segmented piece. Ultimately to be an combined work by Bill Nowlin

No finish



Yarn bowl from Maple finished with Shellac/wax by John Hinman.



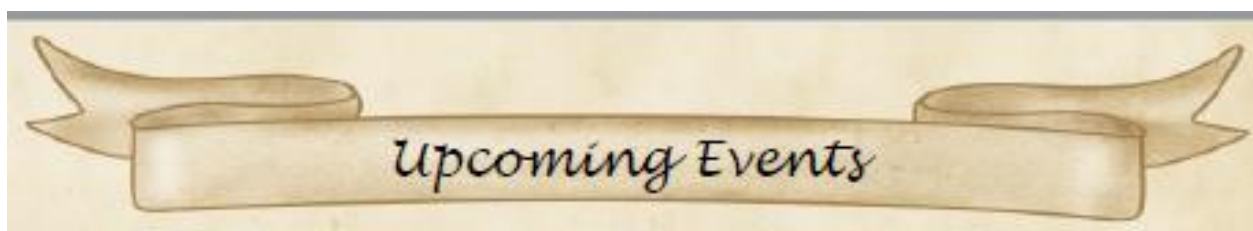
Chess pieces in Black Walnut and Maple finished in Danish Oil by Don Henney. The concept is to put a rare earth magnet in the bottom and then have a magnet in the chess board. Keeps you from tipping over the board.



Needle holder with thimble on top that was made by Cheri Henney's Father. Inside was a tiny turned needle holder. Well done and very detailed.



Cup in cupholder in walnut finished in Shellac by Bruce Johnstone



Idaho Artistry in Wood is coming our way April 1 and 2nd at Jump. The woodturners are the lead group this year. Pat White will be the Featured Artist this year. Congratulations Pat!!!!

We will have a signup sheet at the next meeting. Our club is responsible for admission at the doors.

Still need raffle items such pens, tops, small bowls etc. and silent auction items. Bring them to the next meeting.

Check out their website for details at <https://idahoartistryinwood.org/>

At the end of the meeting there was a discussion about bringing in a demonstration turner for the group. We will continue the discussion in future meetings.



Monte was unable to attend to share what is happening in the store.

Wig Stand Project

Check under the Resources Tab for directions for making Wig Stands. If you notice the ones below have an area around the base for hair pins. Include that as part of your design for the ladies



Susan has made contact with a group that is very excited about our group providing wig stands. They can use all that we can make for them at this point. The picture below is Susan giving these two stands to the group. See design detail under the **Resources tab** for the website.

